



Fortinet Wireless Product Matrix

June 2014



Thin Access Points

FortiAP Product Matrix

	FAP-11C	FAP-14C	FAP-28C	FAP-112B	FAP-210B	FAP-221B/223B	FAP-221C	FAP-222B	FAP-320B	FAP-320C
										
Product Description	Plug & Play Remote Access Point	Remote Access Point	Remote Access Point	Outdoor Access Point	Indoor Access Point	Indoor Access Point / with external antennas	802.11ac Indoor Access Point	Rugged Outdoor Access Point	802.11n Enterprise Access Point	802.11ac Enterprise Access Point
Suggested Deployment	SOHO, Travel, indoor	SOHO, Branch Office, Retail analytic sensor, indoor	SOHO, Branch Office, indoor	Small Outdoor, indoor corridors	Indoor Motels, Clinics, Small Enterprise, Retail	Indoor Medium Enterprise, Hotels, Healthcare, Advanced Schools and Retail	Indoor Medium Enterprise, Hotels, Healthcare, Advanced Schools and Retail	Outdoor deployments, warehouse	Indoor Enterprises, Hotels, Healthcare, Advanced Schools, warehouse and Retail	Indoor Enterprises, Hotels, Healthcare, Advanced Schools and Retail
Hardware										
Form Factor	Wall Plug	Desktop	Desktop	IP55 enclosure	Square	Round	Round	IP67 enclosure	Square	Square
Dimension	4.3 x 3.5 x 1.5 in / 110 x 89 x 34 mm	1.06 x 4.92 x 3.86 in / 27 x 125 x 98 mm	1.38 x 8.43 x 7.09 in / 35 x 214 x 180 mm	7.3 x 2.6 x 1.3 in	1.1x6.4x5.1 in	6.5 x 1.2 in	6.5 x 1.5 in	2.75 x 7.75x10in	6.5 x 6.5 x 1.6 in	6.5 x 6.5 x 1.4 in
Mounting	Wall Plug	Wall Mountable	Wall Mountable	Wall/Pole, drywall anchors	Wall; Ceiling with optional bracket	Drywall/T-Rail/Ceiling mounts included	Drywall/T-Rail/Ceiling mounts included	Wall or Pole with kit included	Drywall/T-Rail/Ceiling mounts included	Drywall/T-Rail/Ceiling mounts included
Kensington Lock										
Ethernet Interfaces	2x GE RJ45	5x FE RJ45	10x GE RJ45	2x FE RJ45	1x GE RJ45	1x GE RJ45	1x GE RJ45	1x GE RJ45	2x GE RJ45	2x GE RJ45
PoE				Proprietary	802.3af	802.3af	802.3af	802.3at & proprietary	802.3af	802.3af
Maximum power draw				12.9 W	12.9 W	12.9 W	12.9 W	25 W	12.9W	12.9W
Included accessories	Power plugs	AC adaptor	AC adaptor	AC adaptor & proprietary POE injector	AC adaptor, anchors	Mounting kits, anchors	Mounting kits, anchors	AC adaptor & proprietary POE injector, mounting brackets, anchors & grounding wire	Mounting kits, anchors	Mounting kits, anchors
Resilient POE backup									•	•
Plenum installable									•	•
Mesh capable				•		•	•	•	•	•
Wireless										
IEEE Standard	802.11 b/g/n	802.11 b/g/n	802.11 a/b/g/n	802.11 b/g/n	802.11 a/b/g/n	802.11 a/b/g/n	802.11 a/b/g/n/ac	802.11 a/b/g/n	802.11 a/b/g/n	802.11 a/b/g/n/ac
Number of Radios	1	1	1	1	1	2	2	2	2	2
Radio Band	Single	Single	Single	Single	Dual	Dual	Dual	Dual	Dual	Dual
Radio 1 Band	2.4 GHz	2.4 GHz	2.4 GHz / 5GHz	2.4 GHz	2.4 GHz / 5GHz	221B: 2.4 GHz / 5GHz 223B: 5 GHz	2.4 GHz / 5GHz	2.4 GHz	2.4 GHz	2.4 GHz
Radio 2 Band	-	-	-	-	-	2.4 GHz	5GHz	5 GHz	5 GHz	5 GHz
MIMO	1x1 (1 stream)	1x1 (1 stream)	2x2 (dual stream)	1x1 (1 stream)	2x2 (dual stream)	2x2 (dual stream)	2x2 (dual stream)	2x2 (dual stream)	3x3 (3 stream)	3x3 (3 stream)
Peak radio association rate	150 Mbps	150 Mbps	300 Mbps	150 Mbps	300 Mbps	300 Mbps	1,167 Mbps	300 Mbps	450 Mbps	1,750 Mbps
Max / recommended number of concurrent clients	no limit / 5	no limit / 10	no limit / 20	no limit / 30	no limit / 30	no limit / 30 per radio	no limit / 30 per radio	no limit / 30 per radio	no limit / 50 per radio	no limit / 30 per radio
Antenna Type and Count	1 - Internal	1 - Internal	2 - Internal	1 - Internal	2 - Internal	221B: 4 - Internal 223B: 4 - External	4 - Internal	4 N-type External	6 - Internal	6 - Internal
Antenna Gain	2dBi	2dBi	3dBi/(4dBi-5GHz)	8dBi	3dBi/(4dBi-5GHz)	3dBi/(4dBi-5GHz)	3.5dBi/(6dBi-5GHz)	5dBi/(7dBi-5GHz)	5dBi/(6dBi-5GHz)	5dBi/(6dBi-5GHz)
Max TX Power	17 dBm (50mW)	17 dBm (50mW)	17 dBm (50mW)	24 dBm (250mW)	17 dBm (50mW)	17 dBm (50mW)	20 dBm (100mW)	27dBm (500mW)	24 dBm (250mW)	21 dBm (126mW)
Number of SSIDs	8 (7 client, 1 monitor)	8 (7 client, 1 monitor)	8 (7 client, 1 monitor)	8 (7 client, 1 monitor)	8 (7 client, 1 monitor)	16 (14 client, 2 monitor)	16 (14 client, 2 monitor)	16 (14 client, 2 monitor)	16 (14 client, 2 monitor)	16
Traffic Queues	4 queues	4 queues	4 queues	4 queues	4 queues	4 queues	4 queues	4 queues	4 queues	4 queues
802.11n 20/40Mhz HT					•	•	•	•	•	•
802.11n MPDU/MSDU agg						•	•		•	•
802.11n Dynamic MIMO PS						•	•		•	•








	FAP-11C	FAP-14C	FAP-28C	FAP-112B	FAP-210B	FAP-221B/223B	FAP-221C	FAP-222B	FAP-320B	FAP-320C
802.11n LDPC encoding						•	•		•	•
802.11n MLD				•		•	•		•	•
802.11n Max ratio combining				•		•	•		•	•
802.11ac 80 MHz channel							•			•
Rogue AP scanning										
Dual Band Scanning					•	•	•	•	•	•
Background Scan					•	•	•	•	•	•
Full-time dedicated monitor					•	•	•	•	•	•
Single Radio Dual band scanning						•	•			
On-wire MAC address collector				•	•	•	•	•	•	•
Management										
WebUI & CLI	•	•	•	•	•	•	•	•	•	•
External serial console port					•				•	•
Cloud deployment ready	•	•	•	•	•	•	•	•	•	•
Controller discovery: DNS, DHCP, over L3 boundary	•	•	•	•	•	•	•	•	•	•
Certifications										
Wi-Fi Alliance Certified*						•		•	•	•
DFS Certified						221B: Region E, J			Region E	

* Certification covers following specifications: - 802.11a/b/g/n, Short Guard Interval, TX A-MPDU, STBC, 40 MHz operation in 5 GHz/WPA™ Personal, WPA™ Enterprise /Personal, WPA2™ Enterprise / Personal, WMM™, EAP-TLS, EAP-TTLS/MSCHAPv2, PEAPv0/EAP-MSCHAPv2, PEAPv1/EAP-GTC, EAP-SIM, EAP-AKA, EAP-FAST, 802.11 d/h, WMM Power Save



Thick Access Points

FortiWiFi Product Matrix

	FWF-20C	FWF-30D	FWF-40C	FWF-60C	FWF-60D	FWF-80CM	FWF-90D
							
Suggested Deployment	Home/small office	Home/small office	Distributed office	Distributed office	Distributed office	Distributed office	Distributed office
Hardware							
Form Factor	Desktop	Desktop	Desktop	Desktop	Desktop	Desktop	Desktop
Dimension	1.5 x 8.5 x 7.25 in	1.38 x 7.17 x 5.24 in	1.3 x 8.5 x 5.3 in	1.50 x 8.50 x 5.83 in	1.50 x 8.50 x 5.83 in	1.75 x 10.87 x 6.13 in	1.72 x 8.5 x 8.78 in
Mounting	Wall, desktop	Wall, desktop	Wall, desktop	Wall, desktop	Wall, desktop	Wall (optional kit with Lock), desktop	Wall, desktop
Kensington Lock		•	•	•		•	•
Ethernet Interfaces	1 x GE RJ45 WAN, 4 x GE RJ45 Switch ports	1 x GE RJ45 WAN, 4 x GE RJ45 Switch ports	2 x GE RJ45 WAN, 5 x GE RJ45 Switch ports	3 x GE RJ45 WAN/DMZ, 5 x GE RJ45 Switch ports	3 x GE RJ45 WAN/DMZ, 7 x GE RJ45 Switch ports	2 x GE RJ45 WAN, 1 x FE RJ45 DMZ, 6 x FE RJ45 Switch ports	2 x GE RJ45 WAN ports, 14 x GE RJ45 Switch ports
Mesh Root	•	•	•	•	•	•	•
Other WiFi Variants	ADSL	POE (PSE)	-	Analog modem, 3G/4G Modem, ADSL	POE (PSE)	-	POE (PSE)
Wireless							
IEEE Standard	802.11 a/b/g/n	802.11 a/b/g/n	802.11 a/b/g/n	802.11 a/b/g/n	802.11 a/b/g/n	802.11 a/b/g/n	802.11a/b/g/n
Number of Radios	1	1	1	1	1	1	1
Radio Band	Dual	Dual	Dual	Dual	Dual	Dual	Dual
Radio 1 Band	2.4GHz / 5GHz	2.4GHz / 5GHz	2.4GHz / 5GHz	2.4GHz / 5GHz	2.4GHz / 5GHz	2.4GHz / 5GHz	2.4GHz / 5GHz
Radio 2 Band	-	-	-	-	-	-	-
MIMO	2x2	2x2	2x2	2x2	2x2	2x3	2x2
Peak radio association rate	300Mbps	300Mbps	300Mbps	300Mbps	300Mbps	300Mbps	300Mbps
Max / recommended number of concurrent clients	no limit / 30	no limit / 30	no limit / 30	no limit / 30	no limit / 30	no limit / 30	no limit / 30
Antenna Type and Count	2 F-type antennas	2 F-type antennas	2 di-pole antennas	2 di-pole antennas	2 di-pole antennas	2 di-pole antennas	2 di-pole antennas
Antenna Gain	up to 5dB	up to 5dB	up to 5dB	up to 5dB	up to 5dB	up to 5dB	up to 5dB
Max TX Power	17dBm	17dBm	17dBm	17dBm	17dBm	17dBm	17dBm
Number of SSIDs	8 (7 client, 1 monitor)	8 (7 client, 1 monitor)	8 (7 client, 1 monitor)	8 (7 client, 1 monitor)	8 (7 client, 1 monitor)	8 (7 client, 1 monitor)	8 (7 client, 1 monitor)
Traffic Queues	4 queues	4 queues	4 queues	4 queues	4 queues	4 queues	4 queues
802.11n 20/40Mhz HT	•	•	•	•	•	•	•
Short Guard	•	•	•	•	•	•	•
802.11ac 80 MHz channel							
MAC Service Data Unit (MSDU) aggregation and MAC Protocol Data Unit (MPDU) frame aggregation	•	•	•	•	•	•	•
Cyclic-delay diversity (CDD)	•	•	•	•	•	•	•
Power Save (WME-PS)	•	•	•	•	•	•	•
802.11n Max ratio combining (MRC)	•	•	•	•	•	•	•
Transmit Beam Forming (TxBF)	•	•	•		•		•

	FWF-20C	FWF-30D	FWF-40C	FWF-60C	FWF-60D	FWF-80C	FWF-90D
Low Density Parity Check encoding (LDPC)	•	•	•		•		•
802.11n Maximum Likelihood Detection (MLD)	•	•	•		•		•
Rogue AP scanning							
Dual Band Scanning	•	•	•	•	•	•	•
Background Scan	•	•	•	•	•	•	•
Full-time dedicated monitor	•	•	•	•	•	•	•
Single Radio Dual band scanning	•	•	•	•	•	•	•
On-wire MAC address collector	•	•	•	•	•	•	•
Management							
WebUI & CLI	•	•	•	•	•	•	•
Max managed APs		2	10	10	10	32	32
External serial console port	•		•	•	•	•	•
Certifications							
Wi-Fi Alliance Certified*				•			
DFS Certified		Region: J	Region: J	Region: J	Region: J		Region: J

* Certification covers following specifications: - 802.11a/b/g/n, Short Guard Interval, TX A-MPDU, STBC, 40 MHz operation in 5 GHz/WPA™ Personal, WPA™ Enterprise /Personal, WPA2™ Enterprise / Personal, WMM™, EAP-TLS, EAP-TTLS/MSCHAPv2, PEAPv0/EAP-MSCHAPv2, PEAPv1/EAP-GTC, EAP-SIM, EAP-AKA, EAP-FAST, 802.11 d/h, WMM Power Save



Wireless Controllers

FortiGate* Product Matrix

	FortiGate/FortiWiFi 30D, 40C, 60C & 60D Series	FortiGate/FortiWiFi 80C & 90D Series	FortiGate 1xxC, 100D, 200B & 200D Series	FortiGate 3xxB, 300C & 62xB	FortiGate 600C & 800C	FortiGate 1000 & 3000 Series	FG-5000 Series	FG-VM Series
Hardware								
Product Range / Form Factor	Desktop / Desktop	Desktop / Desktop	Mid Range / 1 RU	Mid Range / 1 RU	Mid Range / 1 RU	High End / 2-3 RU	High End / 3-13 RU	-
GbE Interfaces	5-10	2 - 16	8 - 88	10	16-18	18 - 108	2 - 28	Refer to Datasheet
GbE PoE/PoE+ Interfaces	1-20 / 4 (FG-30D, 60D, 60C-POE)	4 (FG-90D-POE)	16 (FG-140D-POE) 32 (FG-280D-POE)	-	-	-	-	-
10 GbE Interfaces	-	-	-	-	0 - 2	2 - 28	2 - 112	Refer to Datasheet
40 GbE Interfaces	-	-	-	-	-	4	-	-
Maximum Supported APs (Tunnel Mode)	2 - 5	16	32	256	512	1,024	Up to 14,336 (1,024/blade)	32 - 1,024
Maximum Supported APs (Total)	2 - 10	32	64	512	1,024	4,096	Up to 53,744 (4,096/blade)	64 - 4,096
Max number of SSIDs	32	32	256	256	256	1,024	Up to 14,336 (1,024/blade)	32 - 1,024
Max Concurrent Sessions	40 K - 1.5 Mil	1 - 1.5 Mil	1.4 - 3.2 Mil	2 Mil	3 - 7 Mil	10 - 44 Mil	10 - 100 Mil	Refer to Datasheet

* Latest models based on latest OS, FAP-221C & 320C supported on V 5.0.6+

This document is provided as a convenient comparison of Fortinet products and features. The datasheet for any product or service can be found on www.fortinet.com should be consulted for the most updated specifications.

Copyright© 2014 Fortinet, Inc. All rights reserved. Fortinet®, FortiGate®, and FortiGuard®, are registered trademarks of Fortinet, Inc., and other Fortinet names herein may also be trademarks of Fortinet. All other product or company names may be trademarks of their respective owners. Nothing herein represents any binding commitment by Fortinet, and Fortinet disclaims all warranties, whether express or implied, except to the extent Fortinet enters a binding written contract, signed by Fortinet's General Counsel, with a purchaser that expressly warrants that the identified product will perform according to the performance metrics herein. For absolute clarity, any such warranty will be limited to performance in the same ideal conditions as in Fortinet's internal lab tests. Fortinet disclaims in full any guarantees. Fortinet reserves the right to change, modify, transfer, or otherwise revise this publication without notice, and the most current version of the publication shall be applicable. WLMTX-2014-R12-APR